



There are many types of drives ...



... for the widest range of motion types and applications



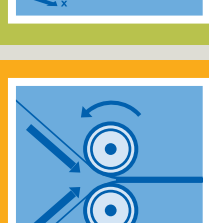

How do I find the optimum one for me?



The SINAMICS application matrix makes it easy for you!

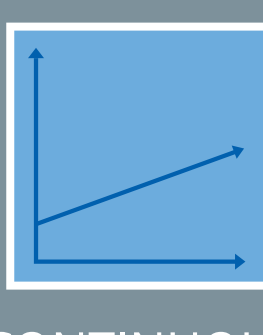
Step 1

Select your application area ...

-  PUMPING
VENTILATING
COMPRESSING
-  MOVING
-  PROCESSING
-  MACHINING

Step 2

...and your motion type.



CONTINUOUS






DISCONTINUOUS

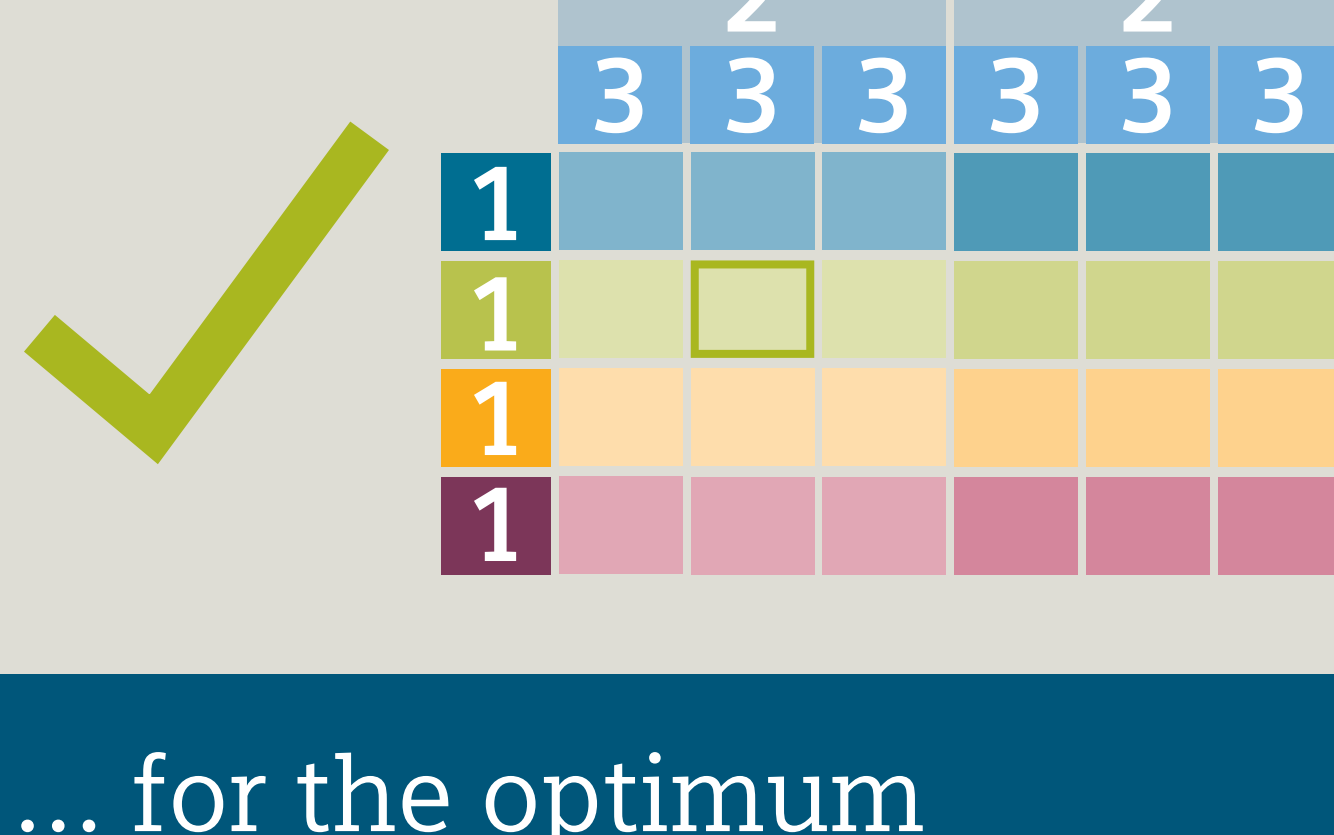
Step 3

Your requirement:

?
? **FUNCTIONALITY** ?
TORQUE PRECISION ?
?? **POSITIONING** ??
? **AXIS COORDINATION**
SPEED PRECISION

-  BASIC
-  MEDIUM
-  HIGH

The application matrix supplies the answer ...



... for the optimum low-voltage or medium-voltage application

www.siemens.com/sinamics